






## MicroMod Automation Controllers

	53SL6000 Micro-Mite	53MC5000	MOD 30ML (1800R)	MODCELL (2002N)
				
<b>Control Functions</b>				
PID Loops	1 (also cascade)	1, 2 or 4	2 base, 6 maximum	15 max
Math	Yes	Yes	Yes	Yes
Logic	Yes	Yes	Yes	Yes
Sequence	No	Yes	Yes	Yes
Totalizer	No	Yes	Yes	Yes
Timer				
Real Time Clock	No	Yes (Design Level B)	Yes	Yes
Auto/self tune	Yes	Yes	No	No
<b>I/O</b>				
Base I/O	2 AI (mA) 1 AO (mA) 2 DI 2 DO	4 AI (mA, V) 2 AO (mA) 2 DI 2 DO	2 AI (universal) 2 AO (mA)	None – must add modules
Temp. Inputs	Yes with option	With option	Yes	Yes – with modules
Max. Analog I/O	3	9 AI 4 AO	15 A I/O*	30 A I/O*
Max. Digital I/O	6	20	11*	30*
Extended I/O	No	PLC Interface	Remote digital I/O	Remote digital I/O
Universal Inputs	2 with option	1 with option	2 standard	No
Frequency Inputs	Option	Yes	No	No
Isolated I/O	No	With option	Yes	Yes
Transmitter power	Yes	Yes	Yes	Yes
Cut wire detection	No	Programmable	Yes	Yes
<b>Communications**</b>				
Serial	DataLink	DataLink	Modbus RTU	Modbus RTU
Peer-to-Peer	No	MicroLink	ICN	ICN
PLC	No	PLC Interface option	Modbus RTU	Modbus RTU
Printer	No	Yes	No	No
No. networks	1	3	2	3
<b>Display</b>				
Type	LED	Gas Plasma, programmable	Vacuum Fluorescent, configurable	PC or operator panel
Graphics	No	Yes	No	PC software
Trend	No	Yes	No	PC software
<b>Physical Characteristics</b>				
Power	120Vac only	120Vac 24Vdc	120Vac 24Vdc	120Vac 24Vdc
Dimensions	72 x 140mm	77 x 144mm (3x6)	77 x 144MM (3x6)	19-inch rack
Depth	2 in. (w/out options)	12 .8 in.	15.75 in.	6 in.
Engineering Units	No	Yes	Yes	PC software
<b>Configuration</b>				
Method	Front Face or PC	Front Face or PC	Front Face (limited) or PC	PC
Software	LoopMaster	MicroTools	ViZapp	ViZapp
Backup (without PC)	None	EEPROM	Memory Module	Memory Module
Sequence	No	F-CIM block standard or F-TRAN	Sequence block	Sequence block
<b>Target Markets</b>	General purpose low-cost controller	Water/Waste Chemical	Boiler control Food processing	Boiler control (BMS) System/PLC style architecture

\*Maximum combined analog and digital I/O for MOD 30ML is 15; for MODCELL, 30.

\*\*All MicroMod controllers will communicate to Micro-PWC operator workstation software.